



Speaker Systems

APPLICATIONS

- Band P.A.
- Personal monitor
- Small theatres
- Auditoriums
- Piano bar
- DJ
- Stage monitor
- Conference rooms
- Fixed installations in live clubs
- Pubs
- Gyms

KEY FEATURES

- 2-way processed active system
- Polypropylene enclosure
- 1 x 15" custom woofer
- 1 x 1" neodymium silk dome tweeter
- 300W/70W built-in amplifier cont. RMS LF/HF
- 350W/100W built-in amplifier max. RMS LF/HF
- 700W/200W built-in amplifier max. peak LF/HF
- 2 x M10 suspension points
- 4 DSP presets
- Completely manufactured in Italy



Designed, Engineered
and Manufactured in ITALY

PRODUCT DESCRIPTION

The FBT J15A series speakers feature lightweight, yet rugged gas injected molded polypropylene cabinet construction. Available in black finish the FBT J15A series speakers modern cabinet appearance provides fixed installations with an elegant design that blends into any decor. The asymmetrical shape of the FBT J15A cabinet also allows use as a powered floor stage monitor. The FBT J15A is of two way design incorporating an 15" low frequency woofer and 2" HF custom compression driver coupled to a 90°H x 60°V horn. The active internal crossover is at a fixed frequency of 1.8kHz. With a frequency range of 48Hz - 20kHz the FBT J15A speakers provide high fidelity sound for both speech and music applications with a maximum SPL of 129dB. A front face steel grille protects the speaker from external damage. The bi-amplified FBT J15A active speaker feature a 350W RMS low frequency amp and a 100W RMS high frequency amp. The control panel features a level control, HP filter switch, mic/line selector, preset switch (original, floor/vocal, boost/lounge, club/dj)) led power on, protection/limiter led indicators, a balanced XLR and Jack in, a balanced XLR link out. The two M10 fly points built into the cabinet along with the optional mounting brackets allow the FBT J15A speaker to be surface mounted on walls or ceilings. A standard 1,38" speaker stand socket allows the FBT J15A to be mounted on speaker stand.

ELECTRONIC SPECIFICATIONS

System Type	2 Way
Internal amplifiers*	cont.: 300W+70W RMS max.: 350W+100W RMS max peak: 700W+200W
Input Impedance	22 kOhm
Frequency Response	48Hz - 20kHz (@-6dB)
Maximum SPL cont.peak**	125dB / 129dB
Dispersion	90° H x 60°V
Crossover Frequency	1.8kHz
AC Power Requirement	400VA

PHYSICAL SPECIFICATIONS

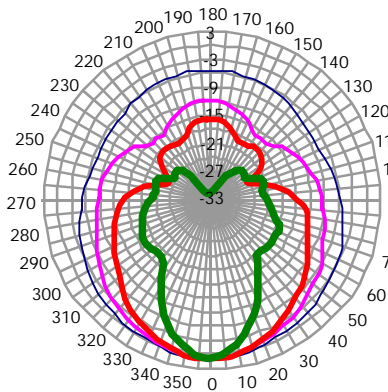
Low Frequency Woofer	15" / 2" coil
High Frequency Driver	1" / 1" coil
Input Connectors	XLR-Jack with loop
Net Dimensions (WxHxD) inch	16.14 x 26.10 x 15.23
Shipping Dimensions (WxHxD) inch	19.48 x 29.13 x 18.70
Net Weight	30.86 lbs
Shipping Weight	37.69 lbs
Enclosure Material	polypropylene
Grille	Steel with powder coat black paint finish

* Cont.: 500mS burst, rms power on nominal speaker impedance
Max.: 2mS burst, rms power on nominal speaker impedance
Max peak: based on max peak output voltage and nominal speaker impedance

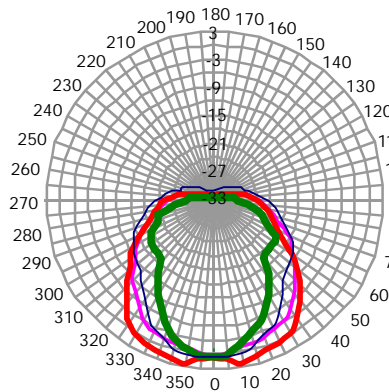

** Cont. SPL: free space, based on continuous power amp rating and LF transducer average sensitivity data, 125mS time average
Peak SPL: free space, based on max. peak power amp rating and system peak sensitivity, 10mS time average

DIAGRAMS

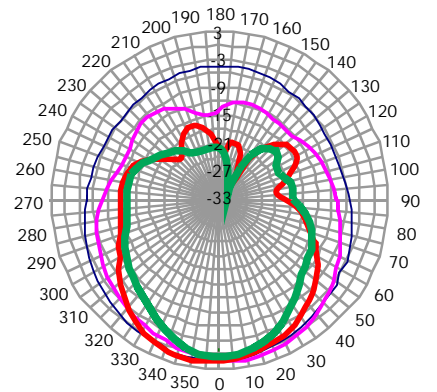
Horizontal polar diagrams



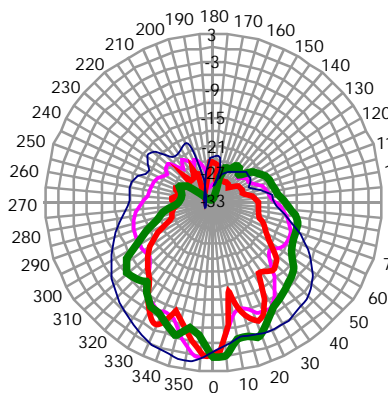

Horizontal polar diagrams



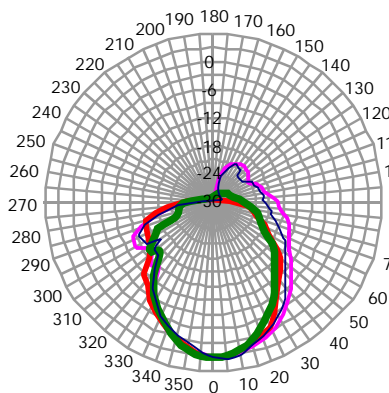

Vertical polar diagrams



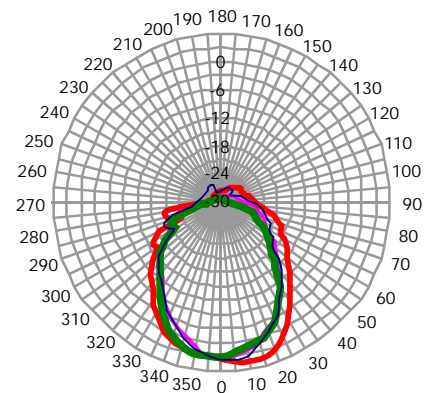
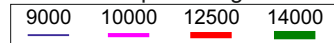
Vertical polar diagrams



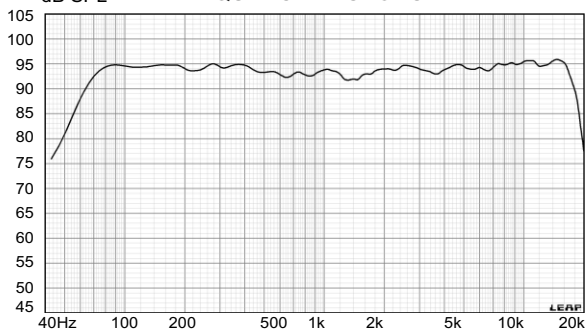
Vertical polar diagrams



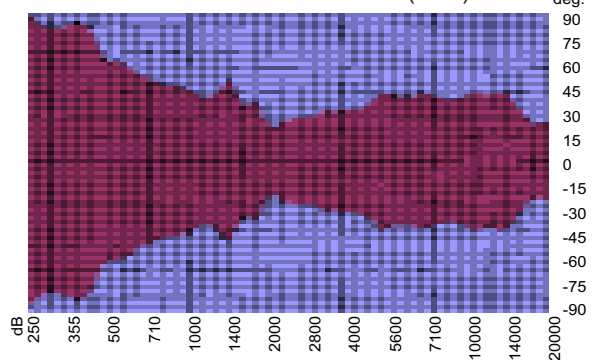
Vertical polar diagrams



dB SPL FREQUENCY RESPONSE

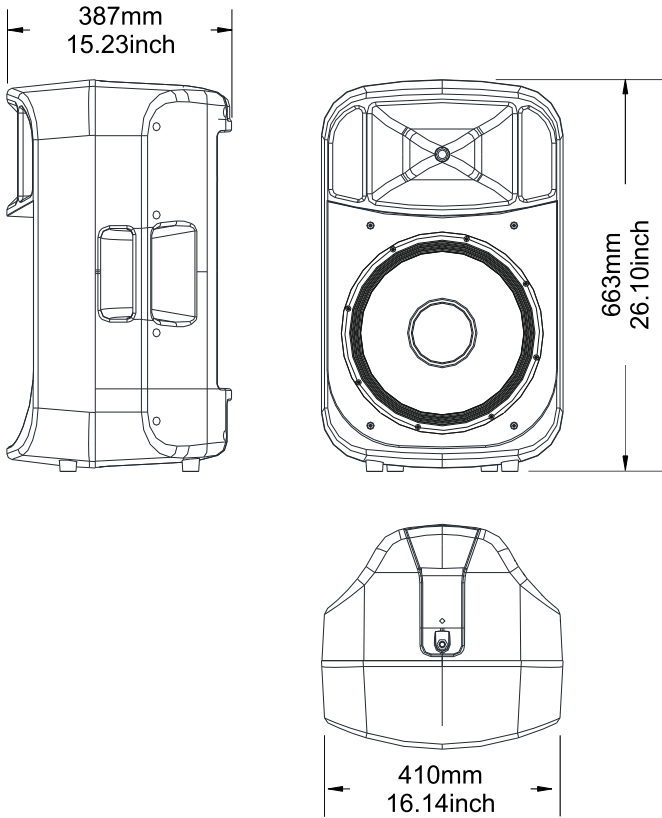


HORIZONTAL BEAMWIDTH (-6dB)

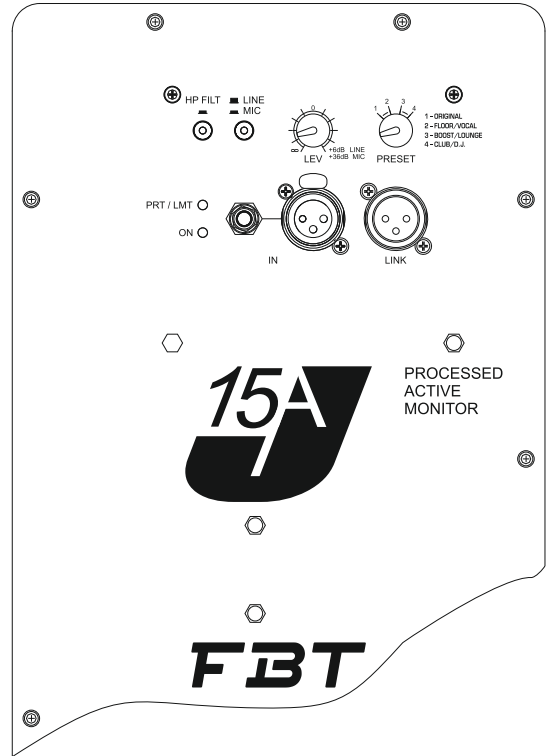




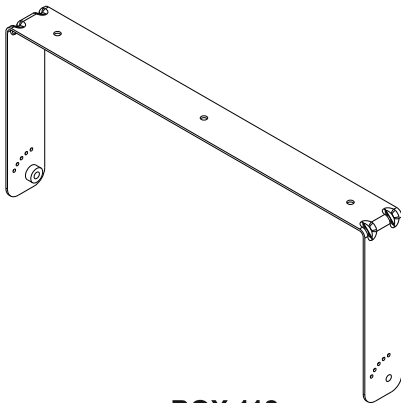
DIMENSIONAL DRAWINGS



CONTROL PANEL

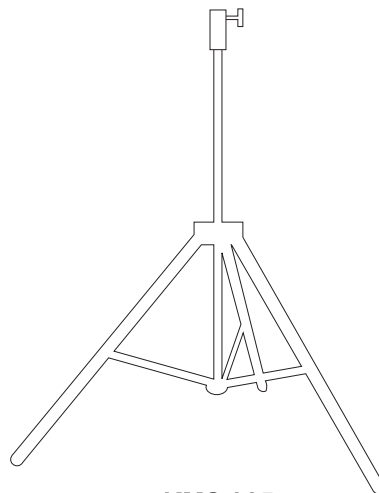


ACCESSORIES



BOX 112

Wall metal bracket to mount in horizontal position



KMS 325

Speaker stand with top adapter
1.37inch to 0.98inch.
Max weight 88lb.



KMS 210

Adjustable speaker pole